



Foot switch metal enclosure GFK 2 1ÖS/1ÖS

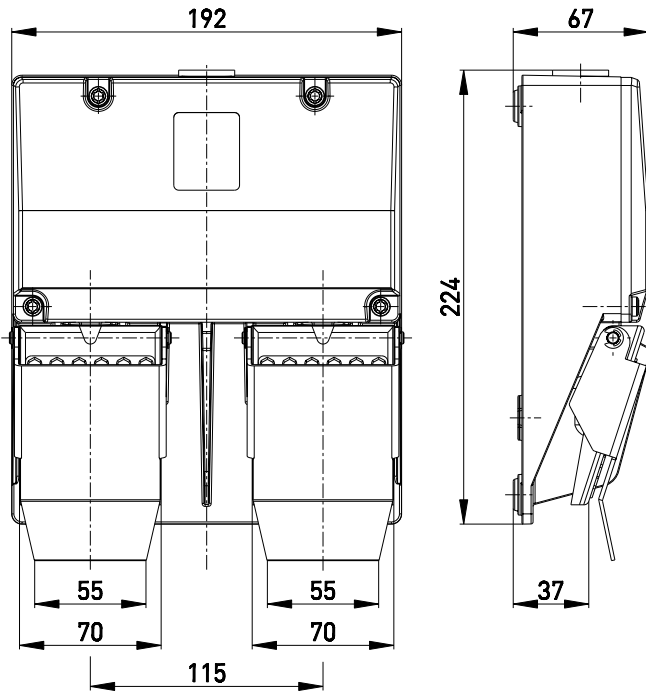
Material number: 1048774 (Material number (old): 82105801)

Features/Options

- 2-pedal type
- Metal enclosure
- Low pedal height

- Wiring compartment
- With pedal cover K to protect against unintentional or accidental activation of the foot switch

Dimensions



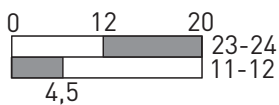
Technical data

Standards	EN ISO 13849-1; EN 60947-5-1
Enclosure	aluminium die-cast, enamel finish, RAL 5011
Cover	aluminium cast, enamel finish, RAL 5011
Pedal	glass-fibre reinforced thermoplastic
Connection	screw terminals
Cable cross-section	max. 2.5 mm ² (incl. conductor ferrules)
Cable entry	1 x M25 x 1.5
Contact material	silver
Degree of protection	IP 65 to IEC/EN 60529
Switching system	slow action with double break, positive break NC contacts ⊖
Switch insert	1 x ES 60 GF per pedal
B_{10d} (10 % Load)	2 million
T_M	max. 20 years
Utilisation category	AC-15
I_e/U_e	16 A/400 VAC
Max. fuse rating	16 A gG/gN fuse
Ambient temperature	-25 °C ... +80 °C
Mechanical life	> 1 million operations
Approvals	

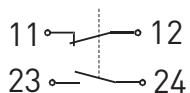
Switching diagram

Slow action

1 NC/1 NO contact



Contact diagram



Errors and omissions excepted.