

Datasheet

Subject to technical alteration
Issue date: 27.05.2019 • A100



Illustration similar

» APPLICATION

Ceiling flush-mounted sensor for surface temperature measurement in room, office spaces and other workplaces. Using the infrared measuring principle, an averaged temperature over the circular detection range (optical detection range $80 \pm 5^\circ$) is performed. If two IR sensors are used, the mean, minimum or maximum value of both temperature signals can be provided in addition to the individual temperatures of each sensor (configurable via Thermokon USEapp).

» TYPES AVAILABLE

Ceiling flush mount sensor temperature – active 0..10 V | 4..20mA

RDF-IR V L1500
RDF-IR A L1500

Ceiling flush mount sensor temperature – active 2x 0..10 V | 2x 4..20 mA

RDF-IR VV L1500
RDF-IR AA L1500

Ceiling flush mount sensor temperature – active 2x 0..10 V + Relay

RDF-IR VV L1500 Relay

» SECURITY ADVICE – CAUTION



The installation and assembly of electrical equipment should only be performed by authorized personnel.

The product should only be used for the intended application. Unauthorised modifications are prohibited! The product must not be used in relation with any equipment that in case of a failure may threaten, directly or indirectly, human health or life or result in danger to human beings, animals or assets. Ensure all power is disconnected before installing. Do not connect to live/operating equipment.

Please comply with

- Local laws, health & safety regulations, technical standards and regulations
- Condition of the device at the time of installation, to ensure safe installation
- This data sheet and installation manual

» NOTES ON DISPOSAL



As a component of a large-scale fixed installation, Thermokon products are intended to be used permanently as part of a building or a structure at a pre-defined and dedicated location, hence the Waste Electrical and Electronic Act (WEEE) is not applicable. However, most of the products may contain valuable materials that should be recycled and not disposed of as domestic waste. Please note the relevant regulations for local disposal.

» PRODUCT TESTING AND CERTIFICATION



Declaration of conformity

The declaration of conformity of the products can be found on our website <https://www.thermokon.de/>.

» TECHNICAL DATA

Measuring values	surface temperature	
Output voltage	1x/2x 0..10 V or 0..5 V (adjustable via jumper; live-zero configuration via Thermokon USEapp), min. load 10 k Ω	
Output ampere (type-dependent)	A AA 1x/2x 4..20 mA, max. load 500 Ω	
Output switch contact (type-dependent)	Relay 2x floating contact NO for 24 V ~ or 24 V = / 3 A	
Power supply (type-dependent)	V VV Relay 15..35 V = or 19..29 V ~ SELV	A AA 15..35 V = SELV
Power consumption	typ. 0,6 W (24 V =) 1,5 VA (24 V ~)	
Output signal range temperature *Scaling analogue output	0..+50 °C (default setting) selectable from 4 temperature ranges -40..+60 °C 0..+50 °C -20..+80 °C -15..+35 °C adjustable at the transducer	
Operating temperature range * Max. permissible operating temperature	-20..+70 °C	
Accuracy Temperature	$\pm 0,5$ K (typ.at 21 °C within default measuring range) mounting height max. 7 m, > 7m $\pm 1,5$ K	
Sensor	PIR (passive infrared), optical aperture angle (50% sensitivity): 80 $\pm 5^\circ$ Emissivity = 1.0, other values on request	
Enclosure	enclosure USE-M, PC, pure white	
Protection	IP30 according to EN 60529	
Cable entry (type-dependent)	V(V) A(A) Flextherm M16, for wire $\varnothing=3..7$ mm, removable	Relay M25 with fourfold cable entry for wire with max. $\varnothing=7$ mm, removable
Connection electrical	removable plug-in terminal, max. 2,5 mm ² , sensor wire length=1,5 m (default), max. 10 m, plug RJ45	
Ambient condition	max. 85% rH short term condensation	

» CONFIGURATION



The Thermokon bluetooth dongle with micro-USB is required for communication between USEapp and USE-M / USE L (Item No.: 668262). Commercial bluetooth dongles are not compatible.

Application-specific reconfiguration of the devices can be performed using the Thermokon USEapp. The configuration can be performed only when the device is powered



The configuration-app and the app description can be found in the Google Play Store or in the Apple App Store.



» APPLICATION NOTICE

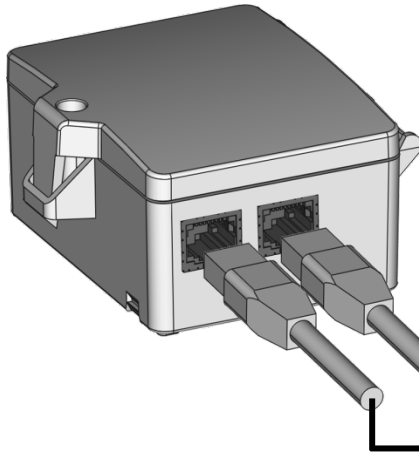


The housing cover must be completely closed in order to ensure the accuracy and reproducibility of the measured values during a test or service log via USEapp.

The Bluetooth dongle snaps into the socket easily. When removing, please fix the plug-in card (option PCB) so that it is not unintentionally pulled out.

The ceiling flush mounted sensor is installed in a 26 mm diameter hole.

» APPLICATION

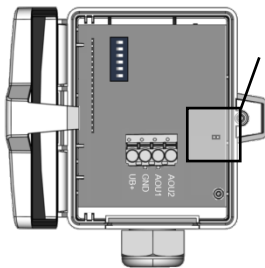


Two RJ45 sockets are integrated, instead of permanently connected cables. This allows 2 temperature sensors to be connected with a shielded RJ45 cable of up to 10 m in length. The user can independently extend the basic versions with one temperature sensor (RDF-IR V | RDF-IR A) with a second temperature sensor.

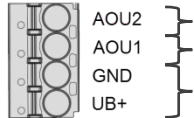
- Sensor 2 (Output temperature 2)
- Sensor 1 (Output temperature 1)

» CONNECTION PLAN

RDF-IR V | RDF-IR Dual VV

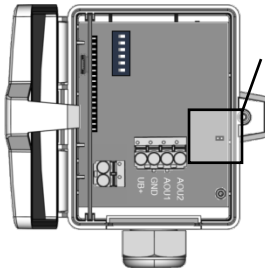


0.5 V
0..10 V

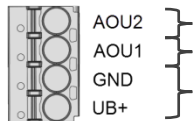


(temperature 2 | 0..10 V) optional, if sensor 2 connected
(temperature 1 | 0..10 V)
(15..35 V = or 19..29 V ~)

RDF-IR A | RDF-IR Dual AA



0.5 V
0..10 V

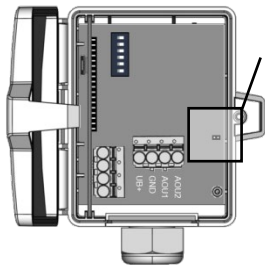


(temperature 2 | 0..10 V) optional, if sensor 2 connected
(temperature 1 | 0..10 V)
(15..35 V =)

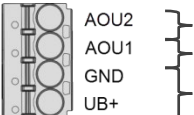


(temperature 2 | 4..20 mA) optional, if sensor 2 connected
(temperature 1 | 4..20 mA)

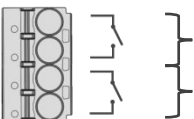
RDF-IR V Relay | RDF-IR Dual VV Relay



0.5 V
0..10 V



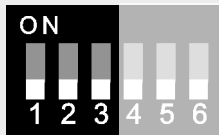
(temperature 2 | 0..10 V) optional, if sensor 2 connected
(temperature 1 | 0..10 V)
(15..35 V = or 19..29 V ~)



(Relay 2 | NO)
(Relay 1 | NO)

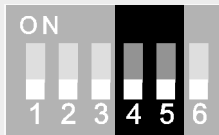
» DIP SWITCH CONFIGURATION

DIP 1..3

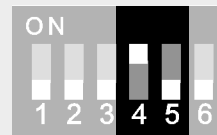


#0
reserved

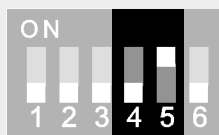
Measuring range - DIP 4,5



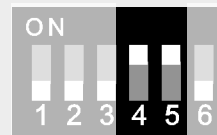
#0 (factory default)
SI = 0..+50 °C
IMP = +40..+140 °F



#8
SI = -20..+80 °C
IMP = 0..+200 °F

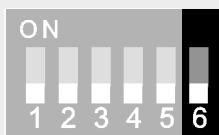


#16
SI = -40..+60 °C
IMP = -40..+160 °F

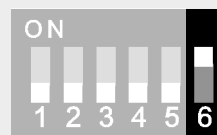


#24
SI = -15..+35 °C
IMP = 0..+100 °F

System of units - DIP 6

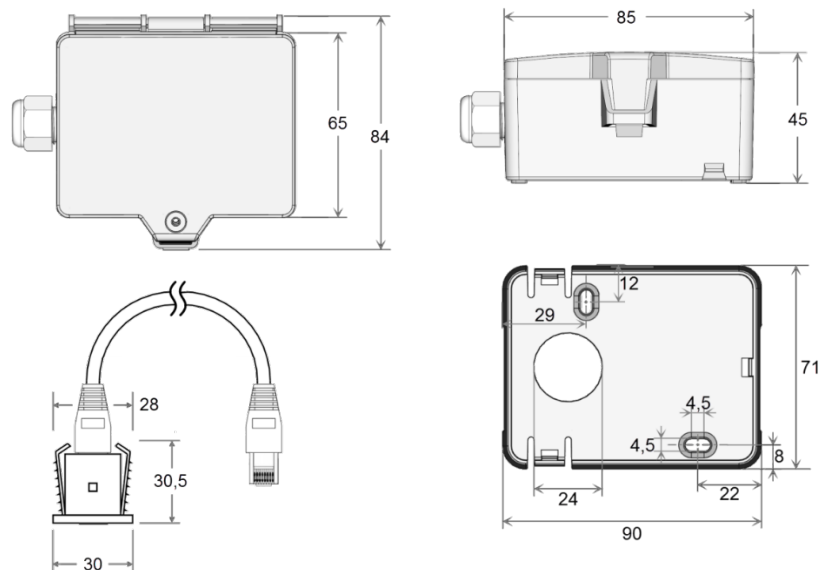


#0 (factory default)
SI



#32
IMP

» DIMENSIONS (MM)



» ACCESSORIES (INCLUDED IN DELIVERY)

Mounting base
Mounting kit universal
• Cover screw + screw cover • 2 Rawplugs • 2 Screws (countersunk head) • 2 Screws (rounded head)

Item No. 631228
Item No. 698511

» ACCESSORIES (OPTIONAL)

Bluetooth dongle
Cable entry M25 USE white, sealing insert 4x Ø=7 mm (4 pcs)

Item No. 668262
Item No. 641364