



perfect in sensors.



POSITION SENSORS

for length, angle and tilt measurement



Strong Brands

POSIWIRE®
POSIMAG®

POSITAPE®
POSIROT®

POSICHRON®
POSITILT®

Welcome to ASM



Your Partner for Position Sensors

ASM is a worldwide leading manufacturer of innovative sensor solutions. Based on over 35 years of experience in the development and manufacturing of position sensors, the company offers superior quality solutions for commercial and industrial applications and research using the latest technologies.

All from one source: displacement, angle, inclination

With six innovative product lines, ASM offers a comprehensive product program including sensor solutions for displacement, angle, and inclination measurement, which is unparalleled on the sensors market.

Latest technologies for your sensing needs

ASM's product program comprises various technologies and offers perfect solutions for numerous applications.

ASM products stand for precision and reliability

ASM position sensors have always been associated with superior quality ensuring continuous production and smooth operations. The quality management certified according to DIN EN ISO 9001:2008 and continuous research and development in our in-house laboratories guarantee these high quality standards.

ASM – Your partner worldwide

Headquartered in Germany, ASM maintains a worldwide presence through a strategic network of subsidiaries and more than 50 distributors. Being present all over the world, the company ensures closeness to local market needs and quick product and service availability.



Robust. Compact. Reliable.

POSIWIRE® cable extension position sensors capture linear position either absolutely or incrementally using a measuring cable made from stainless steel. Due to their robustness, easy and space-saving installation and the availability of measuring lengths up to 60,000 mm, POSIWIRE® position sensors are the standard solution for many applications.

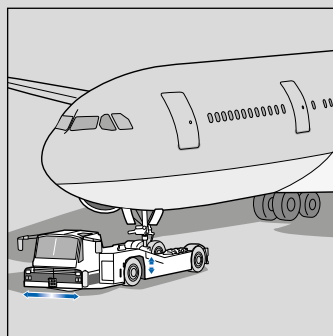


Advantages at a glance

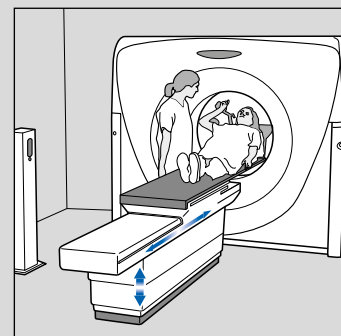
- Fast and easy installation
- Compact design
- Resistant to vibration and shock
- High protection class up to IP68/IP69
- Linearity up to 0.01%
- Measuring lengths up to 60,000 mm
- Numerous output types

Applications

POSIWIRE® position sensors are used in applications where linear movements of elements have to be exactly positioned. The sensors assure reliable operation in many sectors of automation and processing, as well as in the field of industry and research, e.g. in material handling systems, elevators, hoist and conveyor technologies, and are as well suited for medical equipment and wind power plants.



Aircraft tractors



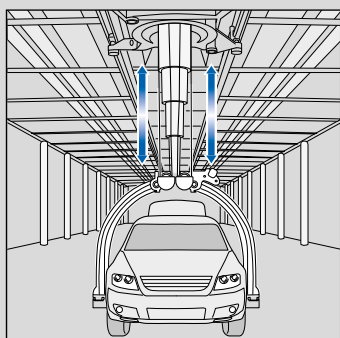
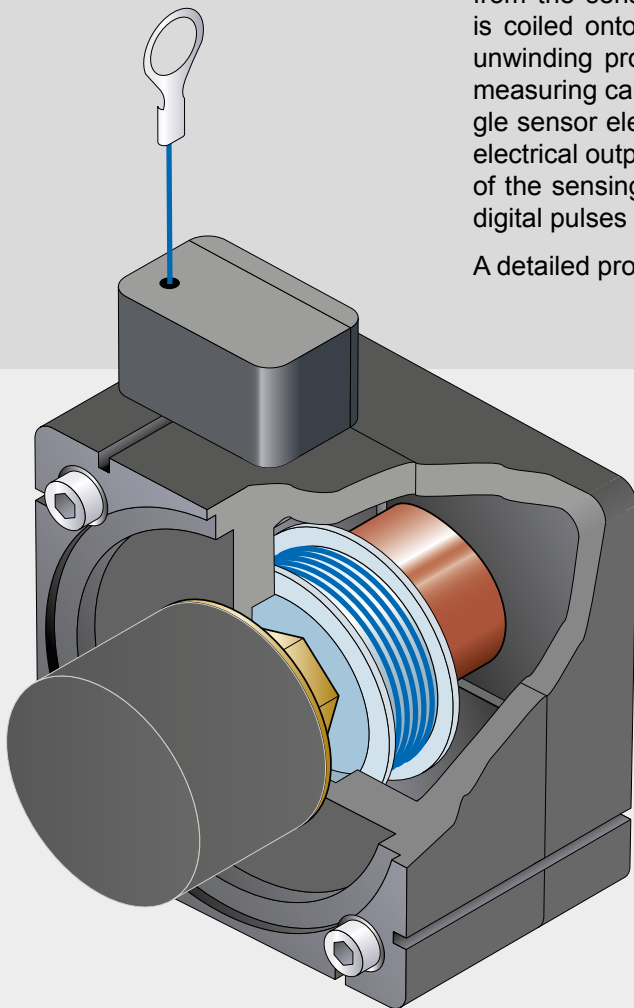
Magnetic resonance scanners

Cable Extension Sensors

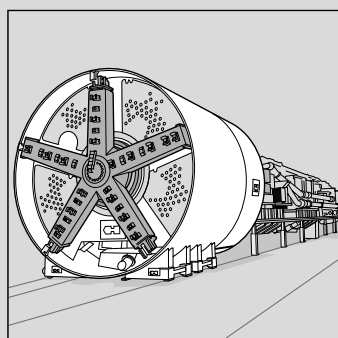
The functional principle

The POSIWIRE® sensor operates by attaching the measurement cable from the sensor directly to the moving object. The measurement cable is coiled onto a cable drum that is under constant spring tension. The unwinding process from the drum converts the linear movement of the measuring cable into an angular movement which is then captured by angle sensor elements (encoders or potentiometers) and converted into an electrical output signal. Subsequent signal conditioners convert the signal of the sensing element into voltage (0...10 Volt), current, (4...20 mA), or digital pulses (SSI) suitable for standard interfaces.

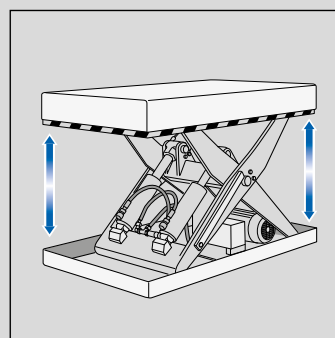
A detailed product catalog for POSIWIRE® position sensors is available.



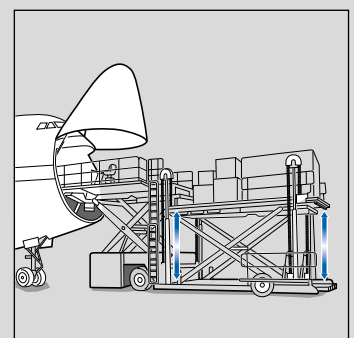
Overhead monorails








Tunneling machines



Scissors lift tables



Cargo loaders








Model							
Selection features	WS31 / WS42			WS10		WS17KT	WS19KT
Measurement range 0 to ... [mm]							
100				•			
125				•			
250	•						
375				•			
500	•			•			
750	•			•			
1,000	•			•			
1,250				•			
1,500						•	
2,000						•	•
2,500						•	
3,000						•	•
3,500							
4,000						•	
5,000						•	•
6,000							
6,250						•	
7,500							
8,000							•
10,000						•	
12,500						•	
15,000						•	•
20,000							
25,000							
30,000							
40,000							
Sensing device							
Precision potentiometer	•			•		•	–
Encoder (optical)	•			•		–	•
Robust, contactless multiturn encoder (magnetic)	–			•		•	–
Analog outputs, absolute							
Potentiometer 1 k Ω /10 k Ω	•			•		•	–
Voltage 0 ... 10 V (0.5 ... 10 V)	•			•		•	–
Current 4 ... 20 mA	•			•		•	–
programmable 0...10 V / 4...20 mA	•			•		•	–
Incremental outputs	TTL/HTL/RS422			TTL/HTL/RS422		–	TTL/HTL/RS422
Digital outputs, absolute							
SSI	•			•		•	•
Profibus	–			–		–	•
CAN / CANopen	•			•		•	•
DeviceNet	–			–		–	•
Linearity standard	up to $\pm 0.20\%$			up to $\pm 0.05\%$		up to $\pm 0.05\%$	up to $\pm 0.01\%$
Protection class (optional)	IP50			IP65		IP64 (IP66)	IP64
Explosion protection (Dust-Ex)	–					–	–

* = connector version with a suitable connector

NEW

NEW

NEW

     						Model	Selection features
WS7.5	WS12	WS61	WS85	WS21	WS100M		
							Measurement range 0 to ... [mm]
	•						100
	•						125
							250
							375
	•						500
							750
	•						1,000
	•						1,250
	•						1,500
	•					•	2,000
	•						2,500
	•						3,000
				•	•		3,500
		•		•			4,000
			•				5,000
			•				6,000
							6,250
				•	•		7,500
•				•	•		8,000
				•			10,000
•				•			12,500
•							15,000
•							20,000
•							25,000
•							30,000
•							40,000
							Sensing device
•	•	–	–	–	•		Precision potentiometer
•	•	–	–	–	–		Encoder (optical)
•	•	•	•	•	•		Robust, contactless multiturn encoder (magnetic)
							Analog outputs, absolute
•	•	–	–	–	•		Potentiometer 1 kΩ/10 kΩ
•	•	•	•	•	•		Voltage 0 ... 10 V (0.5 ... 10 V)
•	•	•	•	•	•		Current 4 ... 20 mA
•	•	•	•	•	•		programmable 0...10V / 4...20 mA
TTL/HTL/RS422	TTL/HTL/RS422	–	–	–	–		Incremental outputs
							Digital outputs, absolute
•	•	•	•	•	•		SSI
•	–	–	–	–	–		Profibus
•	•	•	•	•	•		CAN / CANopen
•	–	–	–	–	–		DeviceNet
up to ±0.01%	up to ±0.05%	up to ±0.05%	up to ±0.05%	up to ±0.05%	up to ±0.05%		Linearity standard
IP52	IP67*	IP67/IP69*	IP67/IP69*	IP67/IP69*	IP68/IP69		Protection class (optional)
–		–	–	–	–		Explosion protection (Dust-Ex)

Very robust. Ideal for pulley applications.



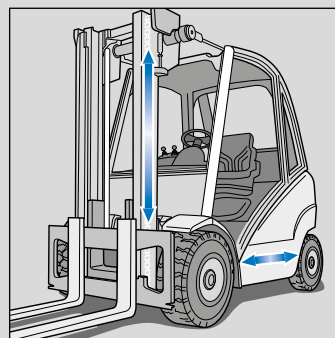
POSITAPE® position sensors utilize the functional principle of the POSIWIRE® position sensors. Instead of using a cable, POSIWIRE® position sensors are constructed with a specially designed stainless steel tape. This high-tech robust stainless steel tape has a virtually unlimited life cycle. Thus, POSITAPE® position sensors are perfectly suited in applications that require pulleys due to the tight locations where the sensor must be installed. The rugged design is shock and vibration resistant and makes POSITAPE® position sensors suitable for use in harsh environmental conditions.

Advantages at a glance

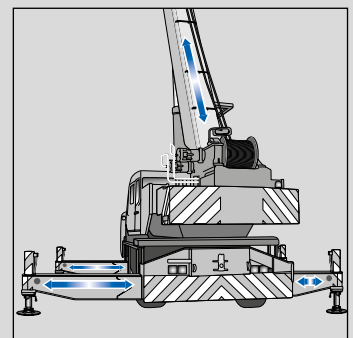
- Virtually unlimited life cycle of the measuring tape
- Extremely robust against dirt
- Narrow axial design
- Low wear
- High linearity due to electronic linearization (up to 0.05%)
- Measurement ranges up to 20,000 mm
- Integrated dust wiper

Applications

Due to the robust stainless steel tape POSITAPE® position sensors are perfectly suited for pulley applications, as well as for use in hostile environments, e.g. in the sector of mobile working machines. POSITAPE® position sensors can also be used in applications in which the absence of particles is required due to hygienic regulations, like in the food processing industry or pharmaceutical industry.



Forklifts



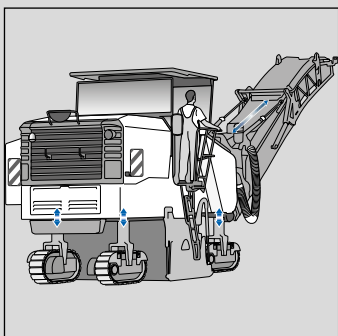
Mobile cranes

Tape Extension Sensors

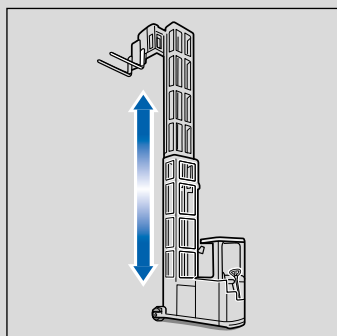
The functional principle

The POSITAPE® sensor operates by attaching the measurement tape from the sensor directly to the moving object. The measurement tape is coiled onto a cable drum that is under constant spring tension. The unwinding process from the drum converts the linear movement of the measuring tape into an angular movement which is then captured using angle sensor elements (encoders or potentiometers) and converted into an electrical output signal. Subsequent signal conditioners convert the signal of the sensing element into voltage (0.5 ...10 V), current, (4...20 mA), or digital pulses (SSI) suitable for standard interfaces.

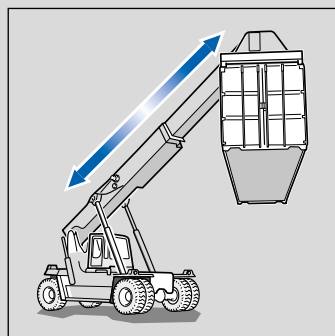
A detailed product catalog for POSITAPE® position sensors is available.



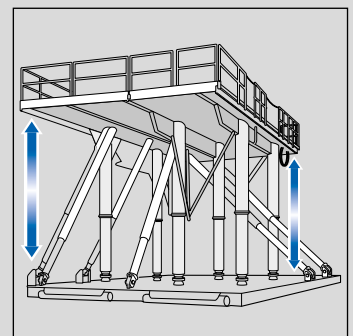
Cold milling machines






High-rack forklifts






Material handling equipment



Lifting platforms

Model	Selection features		
Model			
Model	WB10ZG	WB61	WB85
Measurement range 0 to ... [mm]			
250	●		
375	●		
500	●		
750	●		
1,000	●		
1,250	●		
1,500	●	●	
2,000	●	●	
2,500		●	
3,000		●	
3,500		●	
4,000		●	
5,000			●
6,000			●
7,500			
8,000			
10,000			
12,500			
15,000			
17,500			
20,000			
Analog outputs, absolute			
Voltage 0.5 ... 10 V	●	●	●
Voltage 0.5 ... 4.5 V	●	●	●
Current 4 ... 20 mA	●	●	●
Redundant version (optional)		●	●
Digital outputs, absolute			
SSI	●	●	●
CANopen	●	●	●
CAN SAE J1939	●	●	●
Linearity			
standard	±0.10 %	±0.10 %	±0.10 %
optional (for meas. ranges ≥ 1000 mm)	±0.05 %	±0.05 %	±0.05 %
Protection class			
standard	IP65	IP67*	IP67*
optional	–	IP67/IP69*	IP67/IP69*

* = connector version with a suitable connector

  			Model	Selection features
WB21	WB12	WB100M		
				Measurement range 0 to ... [mm]
	•		250	
	•		375	
	•		500	
	•		750	
	•		1,000	
	•		1,250	
	•		1,500	
	•	•	2,000	
	•		2,500	
	•		3,000	
	•	•	3,500	
	•		4,000	
			5,000	
			6,000	
		•	7,500	
•			8,000	
•		•	10,000	
•			12,500	
•			15,000	
•			17,500	
•			20,000	
				Analog outputs, absolute
•	•	•	Voltage 0.5 ... 10 V	
•	•	•	Voltage 0.5 ... 4.5 V	
•	•	•	Current 4 ... 20 mA	
•	•	•	Redundant version (optional)	
				Digital outputs, absolute
•	•	•	SSI	
•	•	•	CANopen	
•	•	•	CAN SAE J1939	
				Linearity
±0.10 %	±0.10 %	±0.10 %	standard	
±0.05 %	±0.05 %	±0.05 %	(for meas. ranges ≥ 1000 mm) optional	
				Protection class
IP67*	IP67*	IP68/IP69	standard	
IP67/IP69*	IP67/IP69*	–	optional	


* = connector version with a suitable connector

Non-contact. Fits various installation conditions.

POSICHRON® is an absolute, non-contact and wear-free position measuring system. The key feature of POSICHRON® measuring system is its extreme robustness. Therefore POSICHRON® sensors are best suited for applications where other measuring principles would fail. The availability of various housing styles – rod, square profile and ultra thin profile – means that the system can be adapted to suit all kinds of installation conditions.

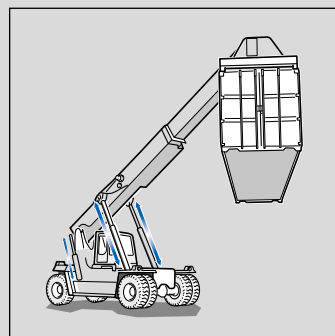
Advantages at a glance

- Wear- and maintenance-free
- Resistant to dirt, humidity and dust
- Protection class up to IP68/IP69
- Highly resistant to vibration and shock
- Linearity up to $\pm 0.02\%$ f.s.
- Measurement ranges up to 5,750 mm




Applications

POSICHRON® position sensors can be applied universally. The application range comprises e.g. hydraulic cylinders and presses, liquid level measurement, injection molding machines, dosing and mixing systems, die-casting machines, road vehicle tests, tunneling machines, wind power plants und patient beds.



Material handling vehicles




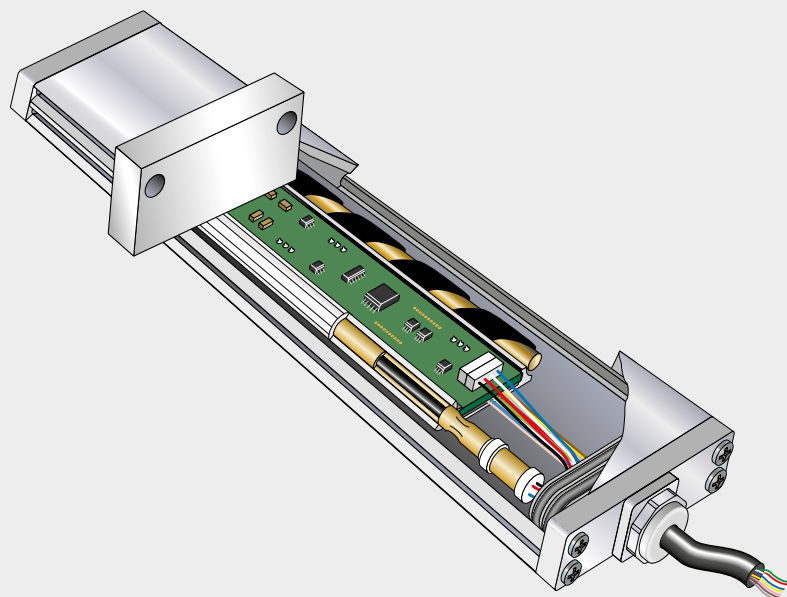
Hydraulic excavators

Magnetostrictive Sensors

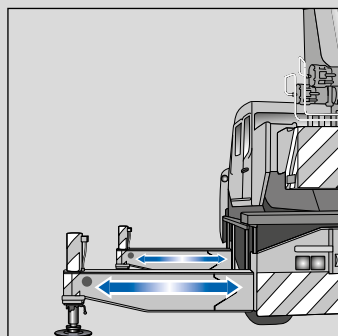
The functional principle

POSICHRON® position sensors consist of a magnetostrictive wave guide and a non-contact position magnet. To determine the position, a current impulse is sent through the wave guide. This current impulse generates a circular magnetic field which propagates around the wave guide. If this circular magnetic field makes contact with the magnetic field of the movable position magnet, a tensional mechanical-elastic density wave is generated as a result of magnetostriction. A detector in the sensor head detects the arrival of this reflected density wave. The position is determined by measuring the time difference between the electrical induction current impulse and the mechanical-elastic density wave generated by the magnet (time-of-flight-principle).

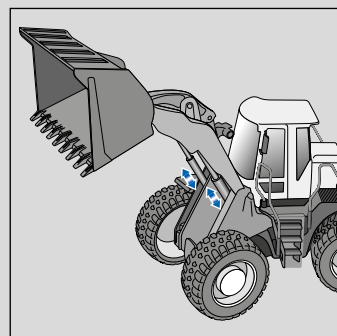
A detailed product catalog for POSICHRON® position sensors is available.




Commercial vehicles








Mobile crane outriggers



Wheel loaders

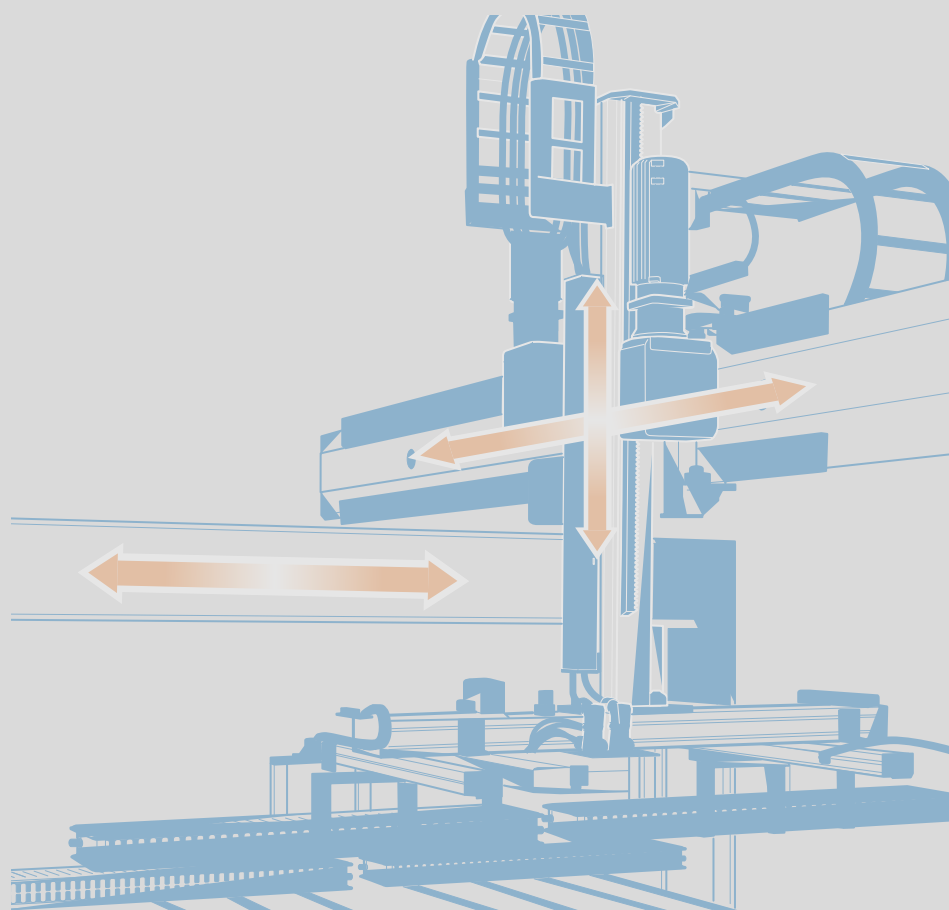


Skip loaders

Model					
Selection features	PCQA22	PCQA24	PCFP23	PCFP24	PCFP25
Measurement range					
100 ... 5,750 mm	•	•	•	•	•
Analog outputs¹⁾					
0.5 ... 10 V					
0.5 ... 4.5 V	•	•	•	•	•
4 ... 20 mA					
Digital outputs					
SSI	•	•	•	•	•
CANopen	•	•	•	•	•
CAN SAE J1939	•	•	•	•	•
Protection class					
Standard	IP64	IP67*	IP64	IP67*	IP64
optional	–	IP67/IP69*	–	IP67/IP69*	IP67

¹⁾ = 1 or 2 position magnets;
Position und velocity
scalable (PMU)

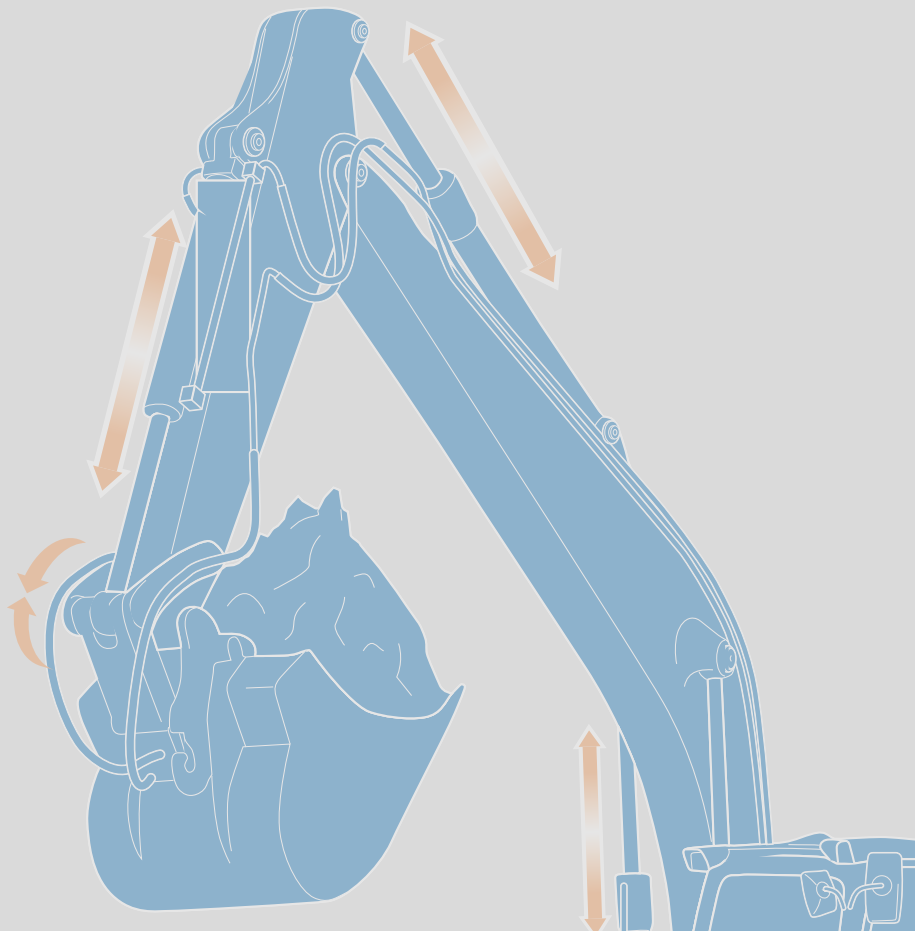
* = connector version with a suitable connector



Model					Selection features
PCRP21	PCRP32	PCST24	PCST25	PCST27	
					Measurement range
•	•	•	•	•	100 ... 5.750 mm
					Analog outputs¹⁾
•	•	•	•	•	0.5 ... 10 V 0.5 ... 4.5 V 4 ... 20 mA
					Digital outputs
•	•	•	•	•	SSI
•		•	•	•	CANopen
•	•	•	•	•	CAN SAE J1939
					Protection class
IP64	IP68/IP69	IP67*	IP67	IP68/IP69	Standard
–	–	IP67/IP69*	IP67/IP69	–	optional

¹⁾ = 1 or 2 position magnets;
Position und velocity
scalable (PMU)

* = connector version with a suitable connector



Non-contact. High resolution.

POSIMAG® is a non-contact, high resolution magnetic position measuring system for measuring lengths of up to approx. 30 meters. Because of its sturdiness and resistance to dirt, together with the system's exceptional resistance to wear and tear, POSIMAG® is also suitable for use under challenging environmental conditions.

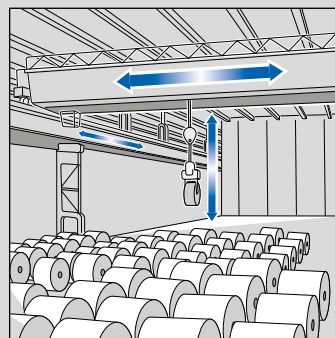
Advantages at a glance

- Non-contact and wear-free
- Resistant to dirt
- Shielded metal housing
- Simple installation and adjustment
- Standard quadrature encoder interface
- Protection class up to IP67
- Measuring ranges up to 30,000 mm

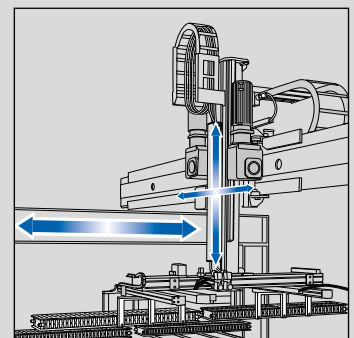


Applications

POSIMAG® position sensors are suitable for linear position measurement in many industrial applications in the production of machinery, plants and precision equipment, in which sturdiness and wear-free design play a crucial role, like e.g. in material handling systems. The POSIROT® product family was developed for similar types of rotary positioning applications.



Overhead cranes



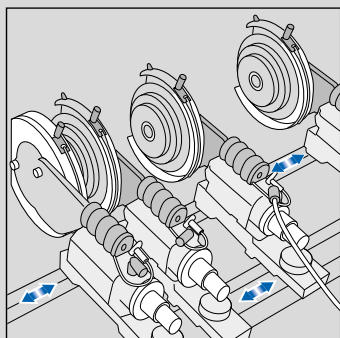
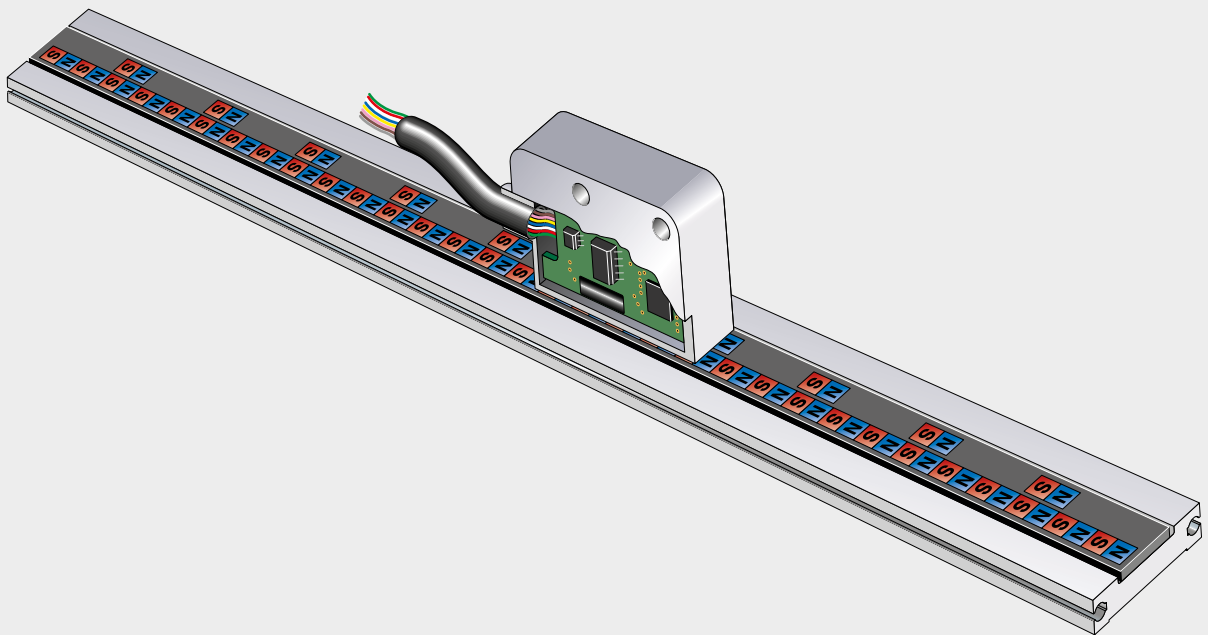
Handling systems

Magnetic Scale Sensors

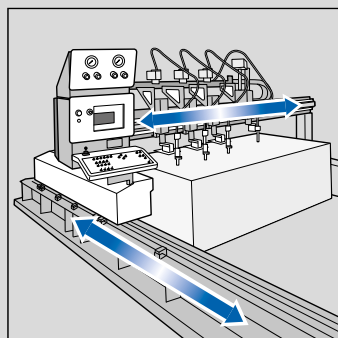
The functional principle

POSIMAG® consists of a magnetic measuring strip and a non-contact magneto-resistive scanning head. The magnetic measuring strip is periodically magnetized with magnetic north and south poles. To capture a position the magneto-resistive sensor head samples sinusoidal magnetic fields above the magnetic measuring. Standard Resolutions up to 1 µm are available. The signals can be processed by all common industrial control units with suitable signal processing speeds, or displayed directly using a digital display unit from ASM's PRODIS® series.

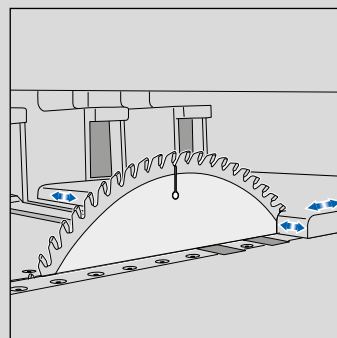
A detailed product catalog for POSIMAG® position sensors is available.



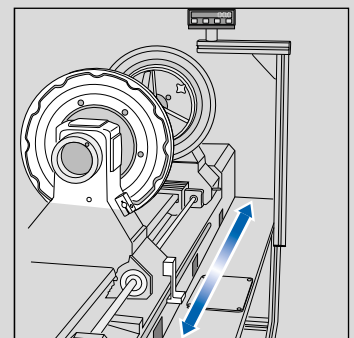
Slitter winders



Flame cutting machines

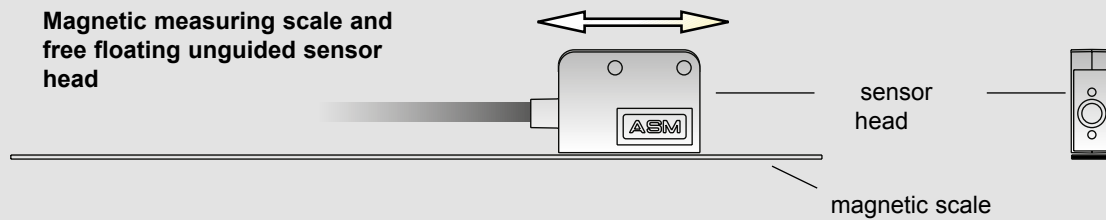


Dimensioning saws



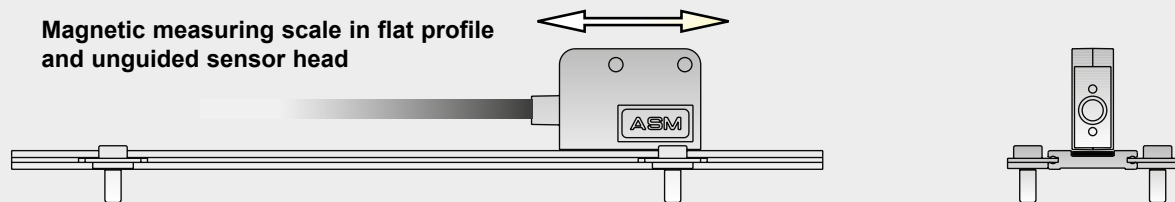
Special-purpose lathes

Magnetic measuring scale and free floating unguided sensor head



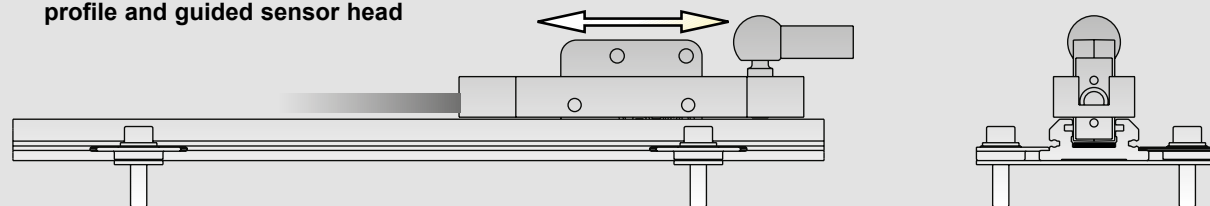
For direct adhesive taping – the cost-effective mounting method.

Magnetic measuring scale in flat profile and unguided sensor head






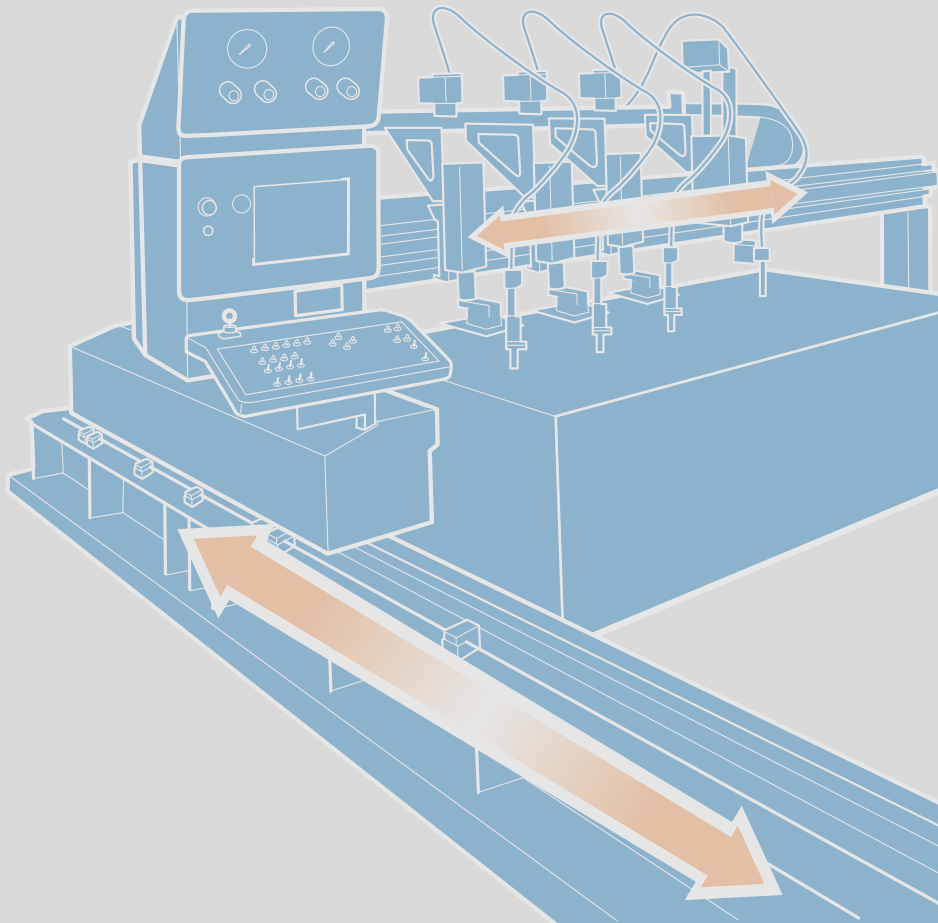
Easy to mount.
Adjustment on site possible.
Can be stacked by 3 m units up to 30 m length.

Magnetic measuring scale in guidance profile and guided sensor head



Provides integral linear guidance for applications
without own linear guidance by system.

Model						
	Magnetic scale		Flat profile		High profile	
Measurement range	0 ... 30,000 mm		0 ... 30,000 mm		0 ... 30,000 mm	
Magnetic period	2 mm	5 mm	2 mm	5 mm	2 mm	5 mm
Resolution	up to 1 µm	up to 2.5 µm	up to 1 µm	up to 2.5 µm	up to 1 µm	up to 2.5 µm
Digital outputs, incremental						
HTL	•	•	•	•	•	•
TTL	•	•	•	•	•	•
TTL24V	•	•	•	•	•	•
Linearity	15 µm ±40 µm/m	30 µm ±40 µm/m	15 µm ±40 µm/m	30 µm ±40 µm/m	15 µm ±40 µm/m	30 µm ±40 µm/m
Protection class	IP67		IP67		IP67	



Magnetic. Flexible. Suitable for outdoor use.


POSIROT® angle sensors are absolute, rotary position sensors utilizing a non-contact position magnet. Due to their extraordinary resistance to shock, vibration and dirt, POSIROT® position sensors are best suited especially for outdoor applications in hostile environments, being even superior to optical encoders. Various designs from flat housing to M12 housing in stainless steel allow easy adaptation for numerous applications.

Advantages at a glance

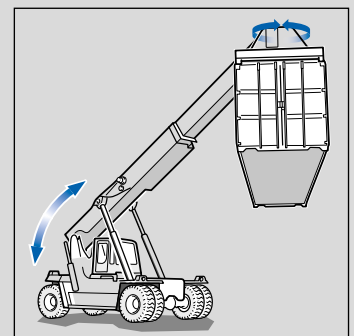
- Measurement range 0° to 360°
- Magnetic measurement principle
- Non-contact or with 10 mm shaft
- Resistant to vibration, shock and dirt
- Protection class up to IP68/IP69

Applications

Due to their outstanding sturdiness POSIROT® angle sensors are well suited for the rotary position measurement in applications with harsh environmental conditions, such as those found on mobile working machines, vessels, cranes, excavators, and also on wind power plants and medical equipment.



Wind power plants





Material handling vehicles

Magnetic Angle Sensors

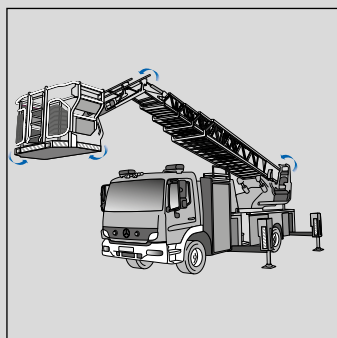
The functional principle

POSIROT® angle sensors provide an absolute rotary position by utilizing a multiple Hall-Effect sensor array and a position magnet.

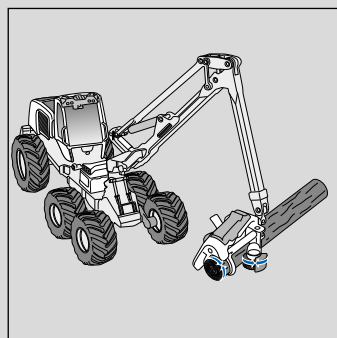
A detailed product catalog for POSIROT® angle sensors is available.



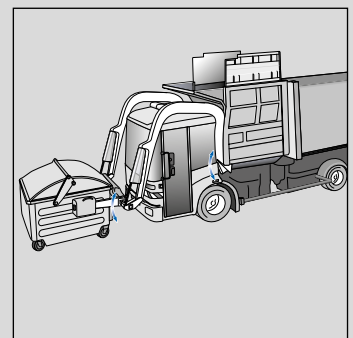
Aircraft tractors



Turnable ladder vehicles





Harvesters



Communal vehicles




POSIROT®

Magnetic Incremental Encoders Selection Guide

Model				
Selection features				
	PMIS4/PMIR5		PMIS4/PMIR7(N)	
Measurement range				
0°... 360°	•	•	•	•
Digital outputs, incremental				
HTL	•	•	•	•
TTL	•	•	•	•
TTL24V	•	•	•	•
Linearity (standard)	±0.1°	±0.1°	±0.1°	±0.1°
Protection class	IP67		IP67	

POSIROT®

Angle Sensors, Dust-Ex-Proof Selection Guide

Model			
Selection features			
	PRAS2EX	PRAS3EX	PRAS5EX
Measurement range	A	A	A
0°... 360°	•	•	•
Analog outputs, absolute			
Voltage 0.5 ... 10 V	•	•	•
Voltage 0.5 ... 4.5 V	•	•	•
Current 4 ... 20 mA	•	•	•
Linearity (standard)	±0.3%	±0.3%	±0.3%
Protection class	IP65	IP65	IP65
Ex Protection class (Dust-Ex)	Ex II 3D Ex tD A22 IP65 T80°C X		

A = Analog output

Model	PRAS20		PRAS21		PRAS27		PRDS27		PRAS1		PRDS1		PRAS2		PRDS2		PRAS3		PRDS3		PRAS5		PRDS5		
	A	A	A	D	A	D	A	D	A	D	A	D	A	D	A	D	A	D	A	D	A	D	A	D	
Measurement range	0°... 360°																								
Analog outputs, absolute																									
Voltage 0.5 ... 10 V	•																								
Voltage 0.5 ... 4.5 V	•	•																							
Current 4 ... 20 mA	•																								
Redundant Version (optional)	•																								
Digital outputs, absolute																									
SSI - RSSI5V, RSSI24V																									
CANopen																									
CAN SAE J1939																									
Digital outputs, incremental																									
RS5V, RS24V																									
RS5VF, RS24VF																									
HT24V																									
HT24VF																									
Linearity (standard)	±0.5%		±0.5%		±1°		±0.3%		±1°		±0.3%		±1°		±0.3%		±1°		±0.3%		±1°		±1°		
Protection class																									
Standard	IP60		IP67		IP67*		IP67*		IP67*		IP67*		IP67*		IP67/IP69*		IP67/IP69*		IP67/IP69*		IP67/IP69*		IP67/IP69*		
optional	-		-		IP67/IP69*		IP67/IP69*		IP67/IP69*		IP67/IP69*		IP67/IP69*		IP67/IP69*		IP67/IP69*		IP67/IP69*		IP67/IP69*		IP67/IP69*		

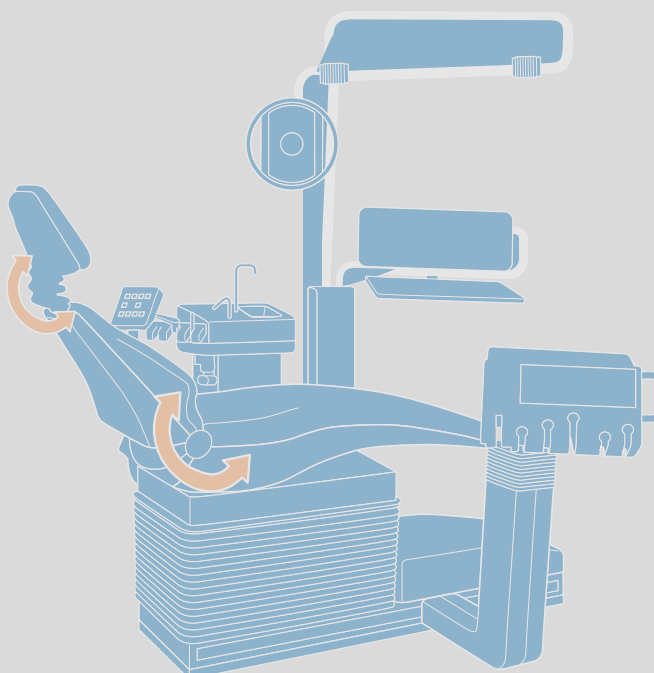
A = Analog output

D = Digital output

* = connector version with a suitable connector

Model	PRAS26
Measurement range	A
0°... 360°	•
Analog outputs, absolute	
Voltage 0.5 ... 10 V	•
Voltage 0.5 ... 4.5 V	•
Current 4 ... 20 mA	•
Redundant Version (optional)	•
Linearity (standard)	±0.5%
Protection class	
Standard	IP67*
optional	-

A = Analog output



Micromechanical. Very robust. Wear-free.

POSITILT® inclination sensors measure inclination between 0 and $\pm 180^\circ$ in a non-contact, wear-free and absolute way. Utilizing the MEMS technology, these sensors are extremely resistant to shock, vibration and dirt, and are therefore well suited for outdoor applications. Various sensor enclosure designs open possibilities for many different types of applications.

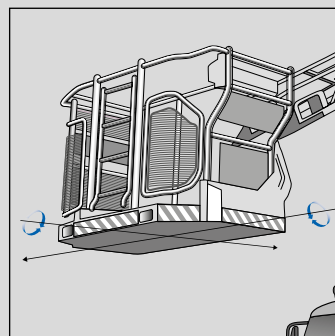


Advantages at a glance


- Wear-free
- High resolution
- Measurement range $\pm 180^\circ$
- Protection class up to IP68/IP69
- Resistant to shock and vibration
- MEMS technology
- Measurement with 1 or 2 axes

Applications

POSITILT® inclination sensors are the ideal solution for determining inclination position in harsh applications such as solar power plants, commercial vehicles, transportation, and are best suited for industrial applications in which inclination position has to be precisely measured, monitored and continuously adjusted.



Turnable ladder vehicles



Photovoltaic modules

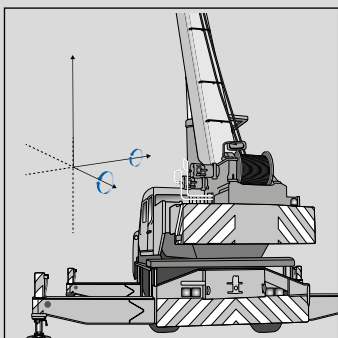
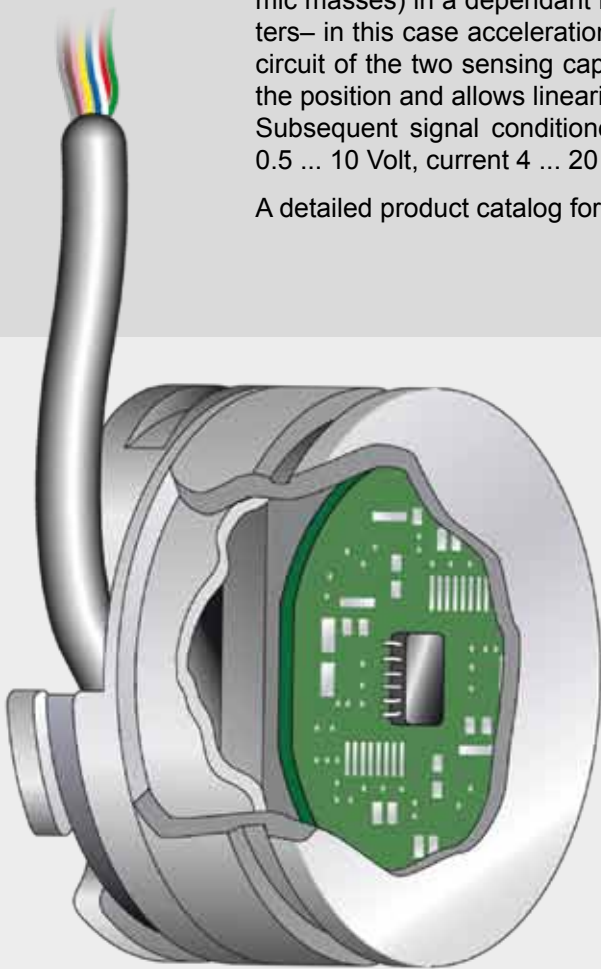
MEMS Inclinasion Sensors

The functional principle

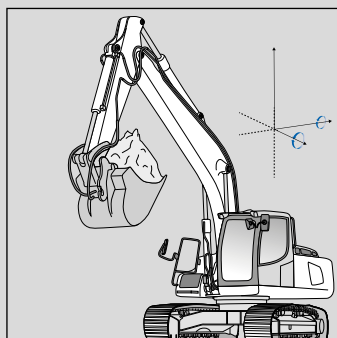
POSITILT® inclination sensors work using micro electro mechanical systems. They utilize the typical spring-mass systems which measure the deflection of small proof masses (seismic masses) in a dependant relationship to the position. They are capacitive accelerometers– in this case acceleration systems with differential capacitors. The signal processing circuit of the two sensing capacitors forms a capacitive voltage divider which determines the position and allows linearization or compensation.

Subsequent signal conditioners convert the signal of the sensing element into voltage 0.5 ... 10 Volt, current 4 ... 20 mA. A digital CAN-Bus output is also available.

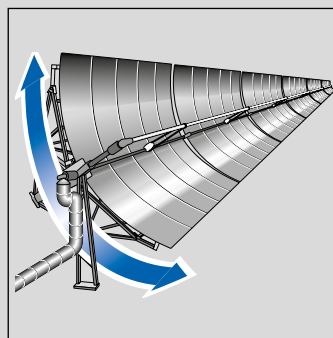
A detailed product catalog for POSITILT® inclination sensors is available.



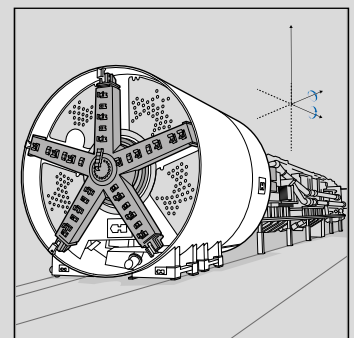
Mobile cranes




Excavators



Thermal solar collectors

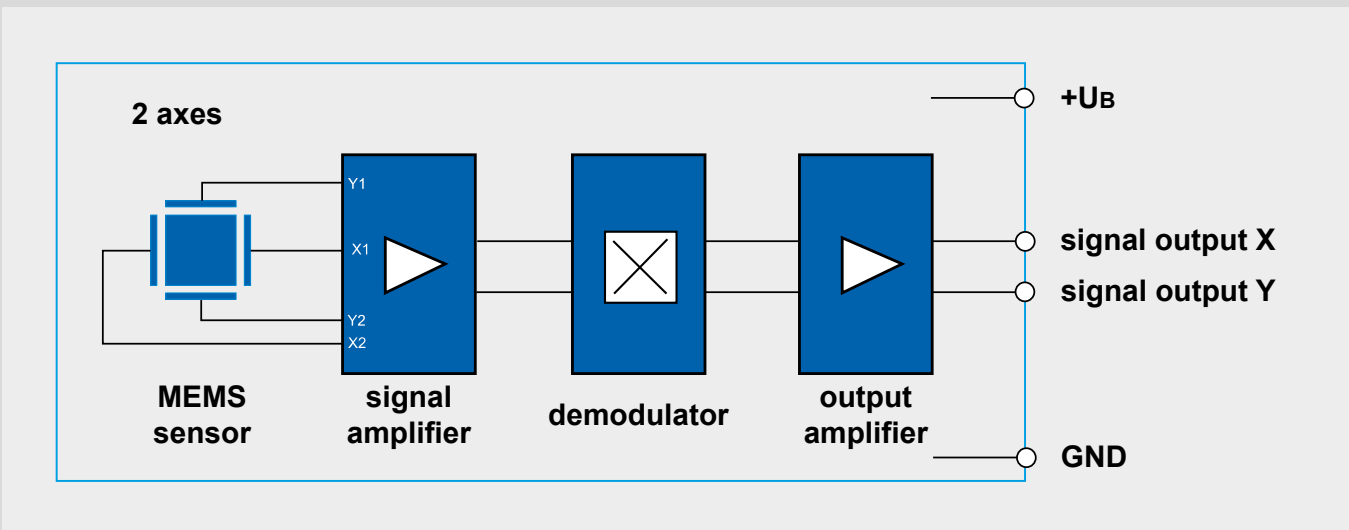


Tunneling machines




POSITILT® inclination sensors utilize the MEMS technology (MEMS = **M**icro **E**lectro **M**echanical **S**ystems). MEMS sensors contain mechanical components like springs, wafers, proof masses (seismic masses) or membranes of fine-structured crystal silicon. Also materials like metals, ceramic, plastic and many others are used. Physical parameters like pressure, acceleration, rotation rate, and flow quantity or gas structure are measured precisely and reliably.


Volume micro-machined systems and surface micro-machined systems are distinguished. The volume micro-machined systems are constructed as a combination of silicon wafers or silicon wafers with glass wafers, whereas the surface micro-machined systems mostly use production methods, which are also employed in semiconductor and IC industry. Apart from the typical thin film method, molding, etching and vertical structuring of silicon are used as a production method.



Integrated electronic circuits process the subtle sensor signals and relay them via analog or digital interfaces to the processing control devices.

										
	PTAM27	PTDM27	PTAM2	PTDM2	PTAM5	PTDM5	PTAM2EX	PTAM5EX		
Measurement range	A	D	A	D	A	D	A	A		
1 axis ±180°	•	•	•	•	•	•	•	•		
2 axes ±60°		•	•	•	•	•	•	•		
2 axes ±180°	•									
Analog outputs, absolute										
Voltage 0.5 ... 10 V	•		•		•		•	•		
Voltage 0.5 ... 4.5 V	•		•		•		•	•		
Current 4 ... 20 mA	•		•		•		•	•		
Digital outputs, absolute										
CANopen		•		•		•				
CAN SAE J1939		•		•		•				
Linearity (standard)	±0.5°		±0.5°		±0.5°		±0.5°	±0.5°		
Protection class										
Standard	IP67		IP67*		IP67/IP69*		IP65	IP65		
optional	-		IP67/IP69*		IP68/IP69*		-	-		






Dust-Ex-Proof
versions in progress

A = Analog output D = Digital output

* = with a suitable IP67/IP69 connector





perfect in sensors.

The information presented in this catalog does not form part of any quotation or contract, is believed to be accurate and reliable and may be changed without notice. No liability will be accepted by ASM for any consequence of its use.

Publication thereof does not convey nor imply any license under patent or industrial or intellectual property rights.

Applications that are described herein for any of these products are for illustrative purpose only. ASM makes no representation or warranty that such applications will be suitable for the specified use without further testing or modification.



ASM GmbH

Am Bleichbach 18 - 24
85452 Moosinning

Germany

Tel. +49-8123-986-0
Fax +49-8123-986-500
info@asm-sensor.com
www.asm-sensor.com